




Cardinal Pole Catholic School
Year 7 Transition Project

What Is My Hackney?



What is My Hackney?

What is it?

- A three week project across all subjects focused on 'What is my Hackney?'
- A focus on research and presentation skills
- Building on best pieces of work from English and Maths at KS2
- Presentation evening of final portfolios
- Programme of speakers, virtual trips and visits from and in the local community
- Links with Hackney Museum

Why are we doing it?

- To make the most of project based learning from KS2
- To build on the progress made at primary school
- To encourage students to see links across subject areas

What will you find in this booklet?

- An outline of how the project will run
- An outline of projects for each subject area

Trips: Trips to places of local interest have been planned into the transition project. These trips will now become virtual trips to support students with their projects.

Art

Project Outline	The artist Diana Taylor lives and works in Hackney and produces work that is about the amazing differences within our society today and how time changes things indefinitely. Students will choose motifs, shapes and colours based on their thoughts and experiences and overlap them to express their own time in the borough.
Final Outcome (what do students display at the presentation evening?)	Students will create a mixed media artwork made on top of a map of Hackney. It will comprise of motifs that symbolize what their favourite thing to do is, shapes that represent what has happened to them and colours to show how they feel or felt. As Diana Taylor uses many different process, it will be produced in mixed media with colored pencil, soft pastels and paint.
Homework Tasks	Week 1: students will answer questions on the work of the artist Diana Taylor and then draw three simple drawings of personally important objects and motifs inspired by her work. Week 2: is Quiz week, students will answer questions on the artists work from information given in the lessons and on the homework booklet. Week 3: students will look closely at a piece of work by Diana Taylor and try and explore what it is about from looking and the information that they have on the artist.



What colour do I feel?

I feel generally good/positive with only a few doubts occasionally.

I have mixed feelings, sometimes good and sometimes not so good.

I feel anxious and worried a lot of the time.

I nearly always feel calm and content.

I have very strong feelings either good or bad most of the time.

I rarely feel anything strongly, either good or bad.

I have very negative feelings most of the time.

ARTIST'S WORK

STUDENT'S ARTWORK



Computer Science

Project Outline	<p>This project will allow students to work collaboratively to produce a three minute podcast which they will record and edit to present their opinion of My Hackney.</p> <p>Students will recognise that podcasts are a quick way of recording their views as an audio file saved as an Mp3 and uploaded onto websites where it can be downloaded easily onto PC's, laptops or mobile devices such as mobile phones. They will recognise that it is an effective way to communicate to a wide audience.</p> <p>This project will also support Cross curricular links in English – To write a script for their podcast Creative iMedia – To create an audio clip and save in an appropriate file format Art – Designing a display screen Drama – working in teams to produce an audio clip</p>
Final Outcome (what do students display at the presentation evening?)	You can listen to podcasts produced and view the different display screens which represent our students' view of "My Hackney"
Homework Tasks	<ul style="list-style-type: none">• Write up your script to record for your podcast• Create a display picture appropriate for the theme of your podcast.• Evaluate your podcast against the success criteria given for the podcast


podcast



Design & Technology

<p>Project Outline</p>	<p>Students will learn what architects do. They will compare the old school building near Well Street with the current school building. They will learn about how and why different architectural features are added to buildings and use this knowledge to help design and build a model of a new community playground in Hackney.</p>
<p>Final Outcome (what do students display at the presentation evening?)</p>	<p>Students will display the 3D models of their playgrounds along with their design ideas and architectural plans,</p>
<p>Homework Tasks (this can be copied and pasted from homework table sent in email if there are no changes)</p>	<p>Week 1 Designing a playground using architectural references from the original school building.</p> <p>Week 2 Choose an iconic building in London and draw it out, label its unusual architectural features and evaluate what makes it iconic.</p> <p>Week 3 Analyse the architecture of the current school building. What are the main features, how does it compare to the original school building? Why has it been designed in this way?</p>





French

MFL



Spanish

<p>Project Outline</p>	<p>Students will learn how to describe themselves, their families, and their local area in the target language.</p> <p><u>Week 1 : Where do I live?</u> Students learn how to use verbs and adjectives to be able to introduce their family and say where they live.</p> <p><u>Week 2 : What is there in my town?</u> Students learn vocabulary for places in town and describe what there is to do where they live.</p> <p><u>Week 3 : What do I like about my town?</u> Students learn how to give opinions about their area and how to justify these. Students make a presentation on knowledge from weeks 1-3</p>
<p>Final Outcome (what do students display at the presentation evening?)</p>	<p>For the presentation evening, students will display either of the following:</p> <ul style="list-style-type: none"> - their family tree: students map out their family in the target language to be able to present this to parents - 'My presentation' – students create a piece of extended writing in the target language presenting themselves, their family and their local area to be able to present and narrate this to parents
<p>Homework Tasks</p>	<p>Week 1: Extended Writing: Students write a description of themselves and their family in the target language, including details on name, age, physical descriptions, and any likes/dislikes they have.</p> <p>Week 2: Reading and translation of a text: Students are presented with a model text in the target language combining elements of Week 1 + 2 knowledge which they are to unpick and translate into English.</p> <p>Week 3: Final presentation preparation: students are to create their final pieces for showcase display based on prescribed success criteria</p>




Drama

Project Outline	Through Drama skills, students will explore the experiences of people from the Windrush generation. They will act out moments from their lives before, during and after their move to England in order to understand the challenges that were faced. This project links to work that is being done in History.
Final Outcome (what do students display at the presentation evening?)	Students will create a short performance using the poem Island Man. They will use Drama techniques to compare life in England with life in the Caribbean. Images from their performances will be displayed at the presentation evening alongside quotes from the students about what they have enjoyed about the Drama project.



English

Project Outline	Pupils will be introduced to range of local writers and poets, as well as looking at some Cardinal Pole students' creative writing. They will then use this to inspire their own creative writing about the local area.
Final Outcome (what do students display at the presentation evening?)	Pupils will write a piece of creative writing inspired by their experiences of Hackney. This can be in the form of a poem, descriptive or narrative writing.
Homework Tasks	<p>Week 1 Research a famous person from Hackney. Draw/cut out their picture and write 10 facts about them</p> <p>Week 2 Plan your final piece of writing</p> <p>Week 3 Redraft your final piece</p>




Maths

<p>Project Outline</p>	<p>Students explore Hackney mathematically through maps, data collection and scale drawings of local landmarks. Links to science are made through analysing and representing data, and to geography through working with maps and bearings, as well as broader links to PE, business and English through data analysis and a developing understanding of bias.</p>
<p>Final Outcome (what do students display at the presentation evening?)</p>	<p>A redrafted piece of data presentation or a scale drawing that students will have a chance to work on and present to the best of their abilities.</p>
<p>Homework Tasks</p>	<p>Week 1 – Units and Scale exercise Week 2 – Pictograms (data presentation) exercise Week 3 – Analysing Pie Charts (data analysis) exercise Week 4 – Redraft final presentation piece</p>



<p>Run around Victoria Park</p>	<p>Length of London Fields lido</p>
<p>15km 5m 85cm 18m 5km</p>	<p>1km 200m 25m 50cm 200cm</p>

21 On a map, 1cm represents 20km.



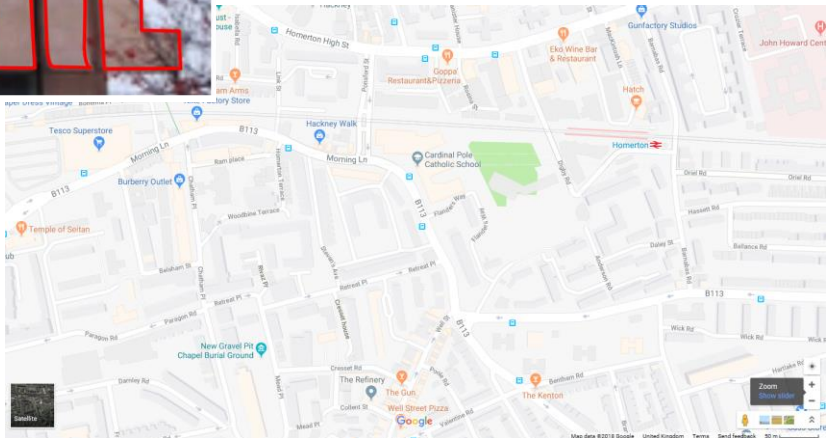
The distance between two cities is 250km.

On the map, what is the distance between the two cities?

Show your method

	cm
--	----

2 marks



PE

Project Outline	Pupils will be taking part in numerous sporting taster sessions during PE Lessons in the first few weeks. These include athletics, football and basketball. There will also be an opportunity to attend sports clubs for these sports and compete in Inter House sports competitions, with a view of representing the school teams. Pupils will learn about some Hackney sports personalities from these sports.
Final	Written piece of work about sports stars from Hackney. There will also be pictures from PE lessons and pupils attending sports clubs from the first few weeks (e.g. football and basketball trials).
Homework Tasks	Week 1 Research and list 10 sports stars who come from Hackney Week 2 Select 3 sports stars from Hackney and research which school they went to and what local sporting provisions they used Week 3 Write a paragraph on one of your chosen sports stars from Hackney. Include why you have chosen them and why they inspire you to participate in sport.



Science

Project Outline	<p>Students will be looking at the increasing problems associated with single-use plastics in Hackney. Within this, students will be investigating the non-biodegradable properties of common everyday plastics (crisp packets, drinks bottles etc.), learning how to make environmentally friendly plastic alternatives, and will discover how businesses in Hackney are pushing to become more eco-friendly.</p> <p>Students will get the opportunity to use their English skills by writing, and sending, a letter to local Government, urging them to address the problems that Hackney faces with single-use plastics.</p> <p>Maths skills will be required when producing tables and bar graphs that show the distribution of plastic waste that has been littered throughout the local area.</p>
Final Outcome (what do students display at the presentation evening?)	<p>Students will publish their findings as an A3 poster. This will include, but not be limited to:</p> <ul style="list-style-type: none">• A copy of their letter to government• Results tables and graphs from the littering expedition• Information on the problems associated with single-use plastic• Thoughts and ideas on how we can do more to save our planet!
Homework Tasks	<p>Students will record a 'Plastic Diary'. Over a 2-week period, students are asked to write down every time they use and/or dispose of plastic items (crisp packets, drinks bottles etc.). At the end of the two weeks they will reflect upon their plastic use.</p>
Trips	<p>Students will 'virtually' visit Hackney City Farm and hear from the staff about how they are limiting plastic waste. Students will also look at the distribution of plants and animals around the farm area.</p>



RE

Project Outline	Students will be exploring the idea of community and understand the ideals of a Catholic community. They will examine how St Dominic Church supports people who live in the Hackney community and reflect whether Cardinal Pole school does enough to support community life in Hackney.
Final Outcome (what do students display at the presentation evening?)	Students throughout the project will be building up their knowledge to write an essay: Is Cardinal Pole School is a good example of a Catholic community? How does Cardinal Pole School reflect Catholicism in Hackney?
Homework Tasks	<u>Homework task 1</u> Students will design and make a newsletter that explains how Cardinal Pole is an example of Catholic community <u>Homework task 2</u> Students will make a leaflet that tries to encourage Catholics to join and be involved in a parish life
Trips	Students will virtually 'visit' the parish church of the Immaculate Heart of Mary & St Dominic they will look at key features of the church and reflect on how they promote community life. They will watch a video from the from the Parish priest to learn how the church community changed over time and how the parish supports the community in Hackney.



History

<p>Project Outline (what they will be learning about and why – include cross curricular links)</p>	<p>Why have people moved to Hackney between 1840 and today?</p> <ul style="list-style-type: none">-You will explore the History of the people of Hackney, looking at different groups of people from across the world, exploring their connection to Hackney and why they have moved here.-You will look at Irish immigration after the Potato Famine, Jewish immigration after 1880, the Windrush generation moving from the Caribbean, and African immigration to the area <p>Students will have a virtual 'visit' to Hackney museum to learn about the different artefacts on show.</p>
<p>Final Outcome (what do they display at the presentation evening?)</p>	<p>We want to know who you are!</p> <p>This is your chance to share your family history with your teachers, classmates and parents.</p> <ul style="list-style-type: none">-What is your families' connection to Hackney?-How long have they lived in the area?-Why and when did they move to this area?-How has hackney changed since they have lived here?
<p>Homework Tasks (this can be copied and pasted from homework table sent in email if there are no changes)</p>	<ol style="list-style-type: none">1) Select a family photo and annotate it to make inferences about what it reveals about Hackney life2) Interview a family member about their own experience of Hackney3) Final Hackney project completion - complete your poster showing how Hackney has changed over time.



September

We would like you to bring your best pieces of work in English and Maths to show us what work you are proud of from primary school. Your teachers will want to see this so they can see some of the wonderful work you have produced at primary school.

Over the summer holidays, try to visit **at least one** of the places below and tag us on Instagram @cardinalpolerc with a summer selfie of you, your local site and a short line about what you have discovered to #MyHackneyCP.



Hackney Museum

How has the movement of people to Hackney changed the place we live?

<https://hackney.gov.uk/museum>



The Archives at Dalston library

What can you learn about how Hackney used to look?
Can you find a photograph of your street during the Second World War?


<https://www.hackney.gov.uk/article/4097/Hackney-Archives>



Hackney Empire

What does this building tell you about changing design styles in Hackney's streets?

<https://hackneyempire.co.uk/>



St Augustine's Tower

How old is the oldest building in Hackney and what famous faces has it seen?

<https://www.hhbt.org.uk/>



Sutton House

What is it like to tread in the footsteps of Tudors?

<https://www.nationaltrust.org.uk/sutton-house-and-breakers-yard>

Transition project last year



Cardinal Pole
@CardinalPoleRC



Year 7 had a great time at [@HackneyMuseum](#) today as part of their MyHackney project!



Cardinal Pole
@CardinalPoleRC



Our Year 7s petted pigs at [@hackneycityfarm](#), kept track of the footfall on Morning Lane and investigated fascinating suitcases at [@hackneymuseum](#) today!

